

# AQUATUFF

## HT-205

Designed specifically for orchards, nurseries, greenhouse, vegetable crops and under tree irrigation of banana plantation, table grapes, etc. Ideal for plants spaced up to 6 meters (20 ft.), it features multiple connection options for ease of use and a robust, user-friendly structure. With only three parts, it ensures quick installation and low-maintenance operation. The unique swivel/rotor design guarantees excellent water distribution.



## HIGHLIGHTS

---

- **Versatile Design:** User friendly and sturdy micro sprinkler, ideal for frost protection & overhead cooling.
- **Insect Proof:** Unique anti-Insect pop up design swivel /Rotor for excellent water distribution.
- **Good Coverage:** For proper distribution the sprinklers can be spaced up to 6.0m (20.0 ft.)
- **Low Angle:** Also available in low angle version of 14°
- **Available connections:**
  - Push-fit
  - Quick thread
  - 3/8" & 1/2" male thread

## TECHNICAL DATA

---

- Recommended working pressure: 1.5 – 2.5 kg/cm<sup>2</sup>(21 - 36 psi)
- Flow Rates: 31-450 L/H (8 - 119 GPH)
- Wetted diameter range: 6 - 13m (20 - 43 ft.)
- Recommended filtration:
  - Violet - Grey Nozzle : 200 microns (80 mesh)
  - Green - White Nozzle : 500 microns (30 mesh)






## Performance Table (AQUATUFF - High Angle)

Swivel Colour	Nozzle Size & Colour	Pressure		Flow Rate		Wetted Diameter		Precipitation rate(mm/hr.) / Spacing (m)						
		mm / inch	kg/cm <sup>2</sup>	psi	LPH	GPH	mtr.	ft.	3 x 3	4 x 4	5 x 5	6 x 6	6.5 x 6.5	6 x 7
Black	0.8 mm / 0.031" Violet	1.5	21	31	8.2	6.0	19.7	3.4	1.9					
		2.0	28	36	9.5	6.5	21.3	4	2.2					
		2.5	36	40	10.6	6.5	21.3	4.3	2.4					
	0.94 mm / 0.037" Brown	1.5	21	45	11.9	6.5	21.3	5.1	2.8					
		2.0	28	52	13.7	7.0	23.0	5.8	3.3	2.1				
		2.5	36	58	15.3	7.0	23.0	6.3	3.5	2.3				
Blue	1.14 mm / 0.045" Grey	1.5	21	61	16.1	7.0	23.0	6.8	3.8	2.4				
		2.0	28	71	18.7	8.5	27.9	8	4.5	2.9				
		2.5	36	79	20.8	8.5	27.9	8.8	4.9	3.2				
	1.4 mm / 0.055" Green	1.5	21	88	23.2	8.5	27.9	9.6	5.4	3.5				
		2.0	28	102	26.9	9.0	29.5	11.2	6.3	4				
		2.5	36	114	30.1	9.5	31.2	12.7	7.1	4.6				
Green	1.54 mm / 0.061" Orange	1.5	21	106	28.0	10.0	32.8	11.6	6.5	4.2	2.9	2.5	2.5	
		2.0	28	122	32.2	10.5	34.4	13.5	7.6	4.8	3.4	2.9	2.9	
		2.5	36	136	35.9	10.5	34.4	15.1	8.5	5.4	3.8	3.2	3.2	
	1.74 mm / 0.069" Black	1.5	21	141	37.2	10.5	34.4	15.7	8.8	5.6	3.9	3.3	3.4	
		2.0	28	162	42.7	10.5	34.4	17.7	10	6.4	4.4	3.8	3.8	
		2.5	36	181	47.8	11.0	36.1	20.1	11.3	7.2	5	4.3	4.3	
	1.98 mm / 0.078" Blue	1.5	21	177	46.7	11.5	37.7	19.8	11.1	7.1	4.9	4.2	4.2	
		2.0	28	204	53.8	12.0	39.4	22.8	12.8	8.2	5.7	4.9	4.9	
		2.5	36	225	59.4	12.0	39.4	25.2	14.2	9.1	6.3	5.4	5.4	
	2.2 mm / 0.087" Yellow	1.5	21	212	55.9	12.5	41.0	23.6	13.3	8.5	5.9	5	5.1	
		2.0	28	245	64.6	12.5	41.0	27.2	15.3	9.8	6.8	5.8	5.8	
		2.5	36	274	72.3	13.0	42.6	30.5	17.2	11	7.6	6.5	6.5	
	2.4mm / 0.094" Red	1.5	21	251	66.2	12.5	41.0	28	15.7	10.1	7	6	6	
		2.0	28	290	76.5	12.5	41.0	32.1	18.1	11.6	8	6.8	6.9	
		2.5	36	324	85.5	13.0	42.6	36.1	20.3	13	9	7.7	7.7	
	2.8mm / 0.11" White	1.5	21	350	92.3	13.0	42.6	39	21.9	14	9.7	8.3	8.4	
		2.0	28	400	105.5	13.0	42.6	44.3	24.9	16	11.1	9.4	9.5	
		2.5	36	450	118.7	13.0	42.6	50	28.1	18	12.5	10.6	10.7	

- Tested in Ideal laboratory conditon of temperature, wind and Humidity.
- Riser Height -50cm (1.6 ft.)

CDU < 75%	75% ≤ CDU < 80%	80% ≤ CDU < 85%	85% ≤ CDU < 90%	CDU ≥ 90%
-----------	-----------------	-----------------	-----------------	-----------

Available Connections			
			
Pushfit	Quick Thread	3/8" Thread	1/2" Thread

## AQUATUFF



Trishul Spike Universal Spike 43cm Spike Metal Rod

## Performance Table (AQUATUFF - Low Angle)

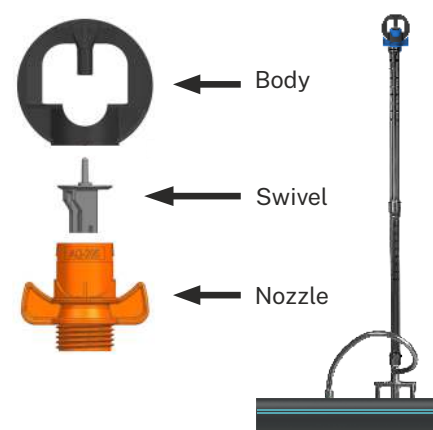
Swivel Colour	Nozzle Colour & Size	Pressure		Flow Rate		Wetted Diameter		MSH		Precipitation Rate (mm/hr.) / Spacing (m)						
		kg/cm <sup>2</sup>	PSI	LPH	GPH	mtr	ft	cm	ft	3 x 3	3.5 x 3.5	4 x 4	4.5 x 4.5	5 x 5	5.5 x 5.5	6 x 6
Grey	1.54 mm / 0.061" Orange	1.5	21	106	28.0	9.5	31.2	58	1.9	11.8	8.6	6.6	5.2	4.2	3.5	2.9
		2.0	28	122	32.2	10.0	32.8			13.6	10	7.7	6	4.9	4	3.4
		2.5	36	136	35.9	10.0	32.8			15.2	11.2	8.6	6.8	5.5	4.5	3.8
	1.74 mm / 0.069" Black	1.5	21	141	37.2	10.0	32.8	63	2.1	15.6	11.5	8.8	7	5.6	4.7	3.9
		2.0	28	162	42.7	10.5	34.4			17.9	13.2	10.1	8	6.5	5.3	4.5
		2.5	36	181	47.8	11.0	36.1			20.2	14.9	11.4	9	7.3	6	5.1
	1.98 mm / 0.078" Blue	1.5	21	177	46.7	10.5	34.4	68	2.2	19.5	14.3	11	8.7	7	5.8	4.9
		2.0	28	204	53.8	11.0	36.1			22.6	16.6	12.7	10	8.1	6.7	5.6
		2.5	36	225	59.4	11.5	37.7			24.9	18.3	14	11.1	9	7.4	6.2
	2.2 mm / 0.087" Yellow	1.5	21	212	55.9	10.5	34.4	70	2.3	23.6	17.3	13.3	10.5	8.5	7	5.9
		2.0	28	245	64.6	11.5	37.7			27.1	19.9	15.2	12	9.7	8.1	6.8
		2.5	36	274	72.3	11.5	37.7			30.6	22.5	17.2	13.6	11	9.1	7.6
	2.4 mm / 0.094" Red	1.5	21	251	66.2	11.5	37.7	75	2.5	27.9	20.3	15.4	12.1	9.8	8.1	6.8
		2.0	28	290	76.5	12.0	39.4			32.2	23.6	18.1	14.3	11.6	9.6	8
		2.5	36	324	85.5	12.5	41.0			36.2	26.6	20.3	16.1	13	10.8	9

- Tested in Ideal laboratory conditon of temperature, wind and Humidity.
- Riser Height -30cm (1ft.)

CDU < 75%	75% ≤ CDU < 80%	80% ≤ CDU < 85%	85% ≤ CDU < 90%	CDU ≥ 90%
-----------	-----------------	-----------------	-----------------	-----------

Nozzle Sizes				
1.54 mm	1.74 mm	1.98 mm	2.2 mm	2.4 mm
				
0.061"	0.069"	0.078"	0.087"	0.094"

### Aquatuff- LA Assembly



### TECHNICAL DATA

- Recommended working pressure: 1.5 – 2.5 kg/cm<sup>2</sup> (21-36 psi)
- Flow Rates: 106-325 L/H (28 - 86 GPH)
- Wetted diameter range: 9.5 – 12.5m (31 - 41 ft.)
- Recommended filtration: 500 microns (30 mesh)


## Performance Table (AQUATUFF - Heap Leaching )

Swivel Colour	Nozzle Colour & Size mm / inch	Pressure		Discharge Rate		Wetted Diameter		MSH		Precipitation Rate (mm/hr.) / Spacing (m)			
		kg/cm <sup>2</sup>	PSI	LPH	GPH	mtr	ft	cm	ft	4x4	5x5	5x6	6x6
Grey	1.54 mm / 0.061" Orange	1.5	21	106	28.0	10	32.8	58	1.9	6.6	4.2	3.5	2.9
		2	28	122	32.2	10	32.8			7.6	4.9	4.1	3.4
		2.5	36	136	35.9	10.5	34.4			8.4	5.4	4.5	3.7
	1.74 mm / 0.069" Black	1.5	21	140	36.9	10	32.8	53	2.1	8.8	5.6	4.7	3.9
		2	28	162	42.7	10.5	34.4			10.1	6.5	5.4	4.5
		2.5	36	181	47.8	10.5	34.4			11.2	7.2	6	5
	1.98 mm / 0.078" Blue	1.5	21	175	46.2	10.5	34.4	68	2.2	10.9	7	5.8	4.8
		2	28	202	53.3	11	36.1			12.5	8	6.7	5.6
		2.5	36	226	59.6	11	36.1			14.1	9	7.5	6.2
	2.2 mm / 0.087" Yellow	1.5	21	212	55.9	10.5	34.4	70	2.3	13.3	8.5	7.1	5.9
		2	28	245	64.6	11.5	37.7			15.2	9.7	8.2	6.8
		2.5	36	274	72.3	11.5	37.7			17.2	11	9.1	7.6
	2.4mm / 0.094" Red	1.5	21	251	66.2	11.5	37.7	75	2.5	15.4	9.8	8.4	6.8
		2	28	290	76.5	12	39.4			18.1	11.6	9.7	8
		2.5	36	324	85.5	12.5	41.0			20.3	13	10.8	9

- Tested at 50cm (1.6ft.) above soil.
- Tested in ideal laboratory conditions of temperature, wind and humidity.
- MSH: Maximum Stream Height above nozzle.
- Performance table prepared under laboratory conditions .
- For windy conditions use closer spacing between sprinklers and laterals.

CDU < 80%	80% ≤ CDU < 85%	85% ≤ CDU < 90%	CDU ≥ 90%
-----------	-----------------	-----------------	-----------

Nozzle Sizes				
1.54 mm	1.74 mm	1.98 mm	2.2 mm	2.4 mm
				
0.061"	0.069"	0.078"	0.087"	0.094"



## TECHNICAL DATA

- Working pressure range: 1.5- 2.5 kg/cm<sup>2</sup> (21 – 36 psi)
- Flow rate : 106 - 325 l/h (28 - 86 GPH)
- Diameter of coverage : 10.0 - 12.5 mtr (33-41 ft.)
- Recommended filtration: 300 Micron (50 Mesh)
- Made of special material for acid/ chemical resistance.